Los Angeles

Orange County

Ventura

Inland Empire

Phoenix

DAUM
COMMERCIAL REAL ESTATE SERVICES

Q3 | 2020
Market Report
Ventura County Office

Although all information is furnished regarding for sale, rental or financing is from sources deemed reliable, such information has not been verified and no express representation is made nor is any to be implied as to the accuracy thereof, and it is submitted subject to errors, omissions, changes of price, rental or other conditions, prior sale, lease or financing, or withdrawal without notice.

MARKET REPORT Q3 | Office 2020 Ventura County

DAUM COMMERCIAL REAL ESTATE SERVICES

MARKET ACTIVITY

Direct Vacancy ^ 13.2%	Net Absorption v -160,406 SF
Overall Vacancy ^ 13.7%	Gross Absorption v 264,713 SF
Under Construction v 27,046 SF	Rental Rates (FSG) v $2.39
Sale Price Change ^ 40.7%	Deal Volume ^ 108.5%

KEY TAKE AWAYS

MARKET

- **Vacancy Rate**: Increased by 70 BPS in Q3.
- **Net Absorption**: Dropped to over -165K SF.
- **Gross Absorption:** Fell by 13% from Q2 to under 265K.
- **Office Supply**: Minimal new supply in market.
- **Sales**: A four property portfolio in Westlake Village sold for $55M. Accounting for 57% of total volume. The median price PSF in Q3 was $191.86.
- **Asking Rents**: Slipped by $0.02 PSF to $2.39.

ECONOMIC OUTLOOK

- **GDP**: Q2 finished slightly better than estimates, but still worst on record with a -31.4% contraction. Estimates for Q3 show growth of over 20% as economies continue opening up.
- **Employment**: The unemployment rate continues to decline, but the employment situation is bleak for millions of Americans as thousands of business are permanently closing, leaving more than 20M jobless.
- **Economic Relief** : A new round of much needed economic stimulus is working its way through congress. The HEROES Act is another $2.2 Trillion stimulus proposal. Included in it is a 2nd round of PPP funding that will be targeted more to small businesses that continue to struggle.

ECONOMIC OUTLOOK

U.S. Employment v 7.9%	U6 Rate v 12.8%
Interest Rate v 2.9% (30 year fixed)	Changing GDP ^ 24.3%
Port Traffic Y/Y Δ v -11.8%	NYSE Performance ^ 9.0%
Inflation Change ^ 1.32%	10 Yr. - 2 Yr. Spread ^ 56 BPS

EXPERIENCE IN A CHANGING MARKET

@DAUMCOMMERCIAL

Although all information is furnished regarding for sale, rental or financing is from sources deemed reliable, such information has not been verified and no express representation is made nor is any to be implied as to the accuracy thereof, and it is submitted subject to errors, omissions, changes of price, rental or other conditions, prior sale, lease or financing, or withdrawal without notice.

Q3 //////// Market Report

OVERALL VACANCY
INCREASED BY 70 BPS IN Q3 TO 13.7%

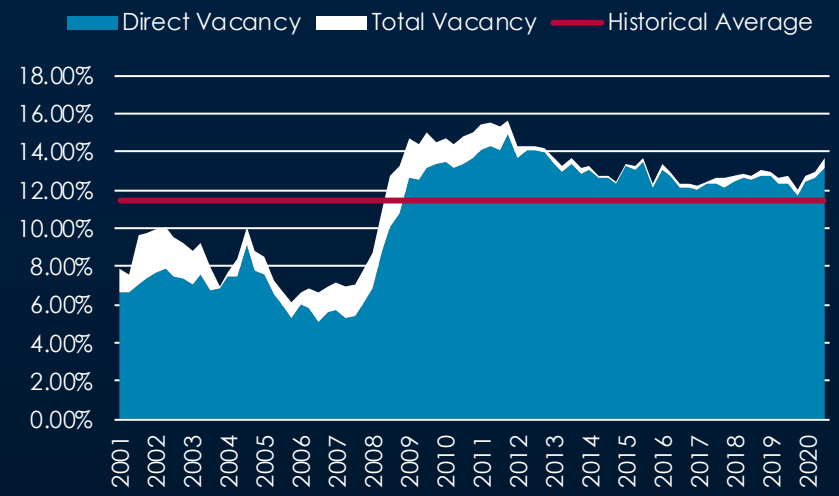

NET ABSORPTION
REMAINS NEGATIVE TOTALING -160K SF IN Q3

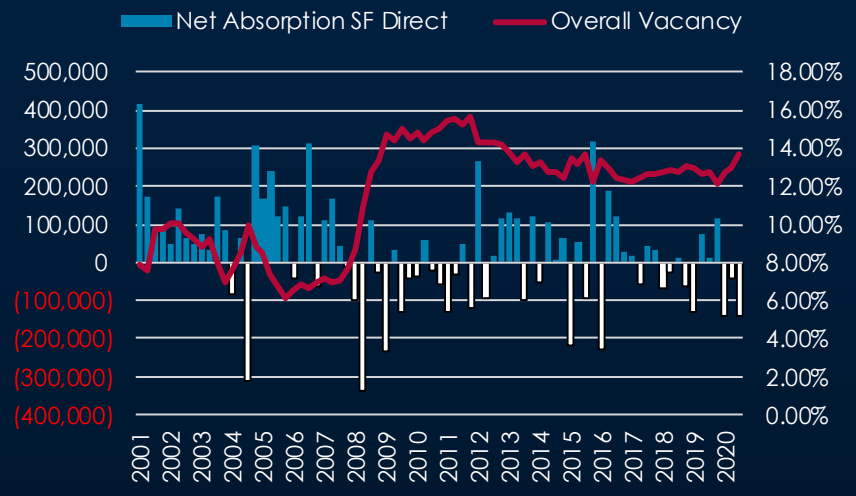

GROSS ABORPTION
FELL BY 13% FROM Q2 TO UNDER 265K SF

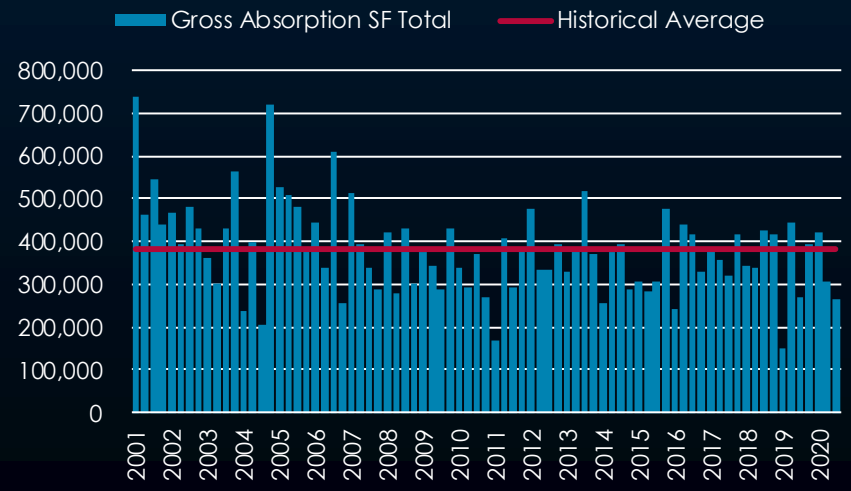

ASKING RENTS
DECREASED BY $0.02 PSF TO $2.39 PSF IN Q3

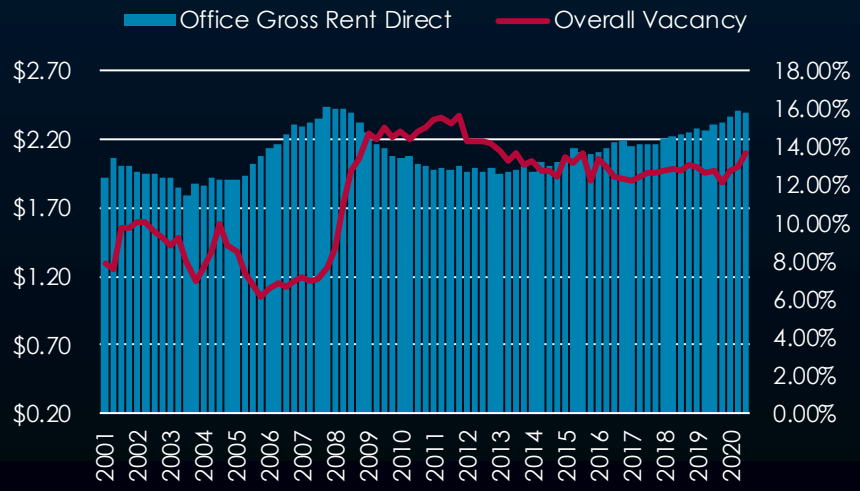

Ventura County | Office //// Q3 2020

DAUM
COMMERCIAL REAL ESTATE SERVICES

Although all information is furnished regarding for sale, rental or financing is from sources deemed reliable, such information has not been verified and no express representation is made nor is any to be implied as to the accuracy thereof, and it is submitted subject to errors, omissions, changes of price, rental or other conditions, prior sale, lease or financing, or withdrawal without notice.

Q3 //////// Market Report

LEASING ACTIVITY
BOUNCED BACK FROM LOWS OF Q2 TO OVER 365K SF

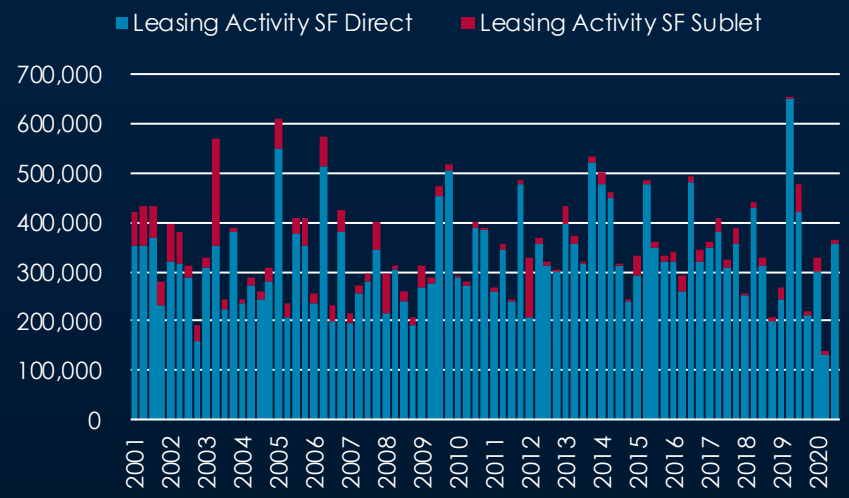

CONSTRUCTION ACTIVITY
LACK OF NEW SUPPLY HINDERING MARKET GROWTH

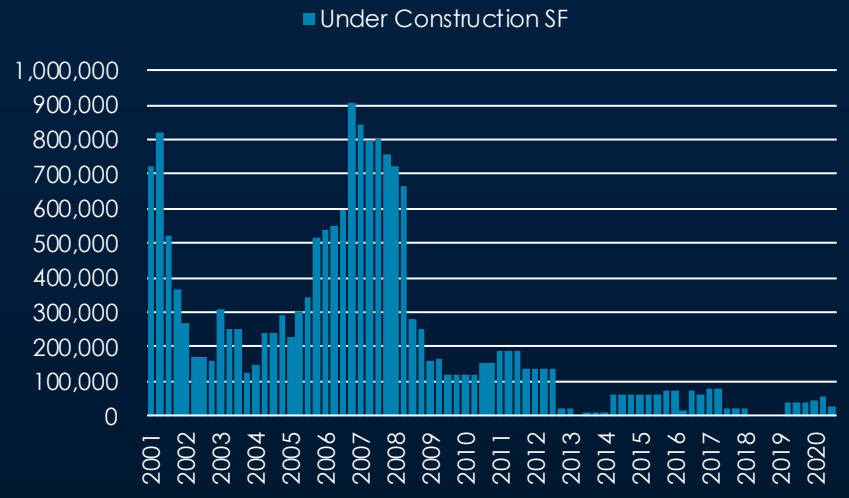

SALES
VOLUME UP 108.5%. MEDIAN PRICE PSF NORMALIZED AT $191.86

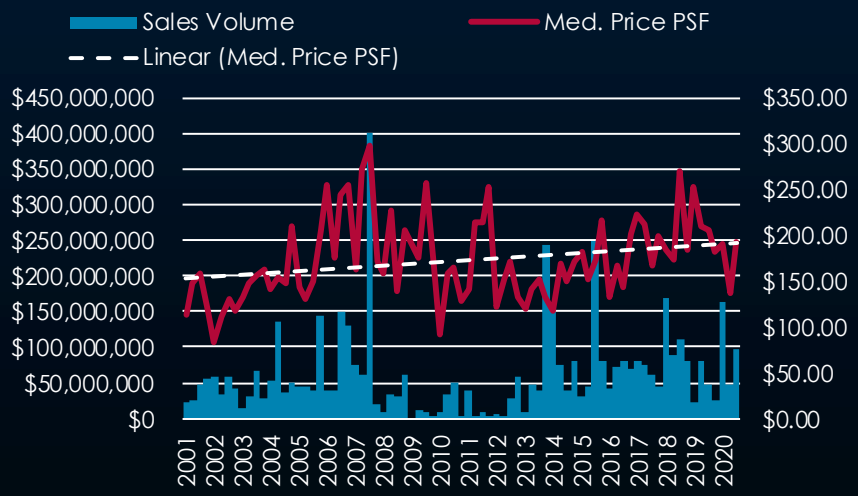

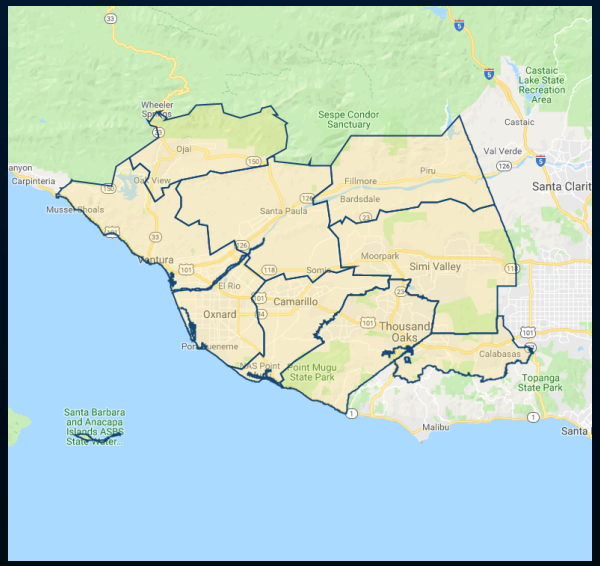

Ventura County | Office //// Q3 2020

DAUM
COMMERCIAL REAL ESTATE SERVICES

Although all information is furnished regarding for sale, rental or financing is from sources deemed reliable, such information has not been verified and no express representation is made nor is any to be implied as to the accuracy thereof, and it is submitted subject to errors, omissions, changes of price, rental or other conditions, prior sale, lease or financing, or withdrawal without notice.

Q3 //////// Market Report

SQUARE FOOT BREAKDOWN– 21,610,252 SF MARKET SIZE

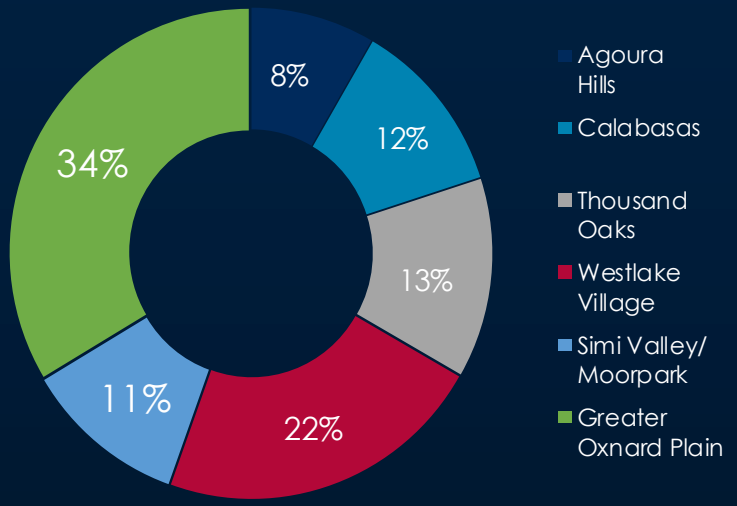

VACANCY BREAKDOWN

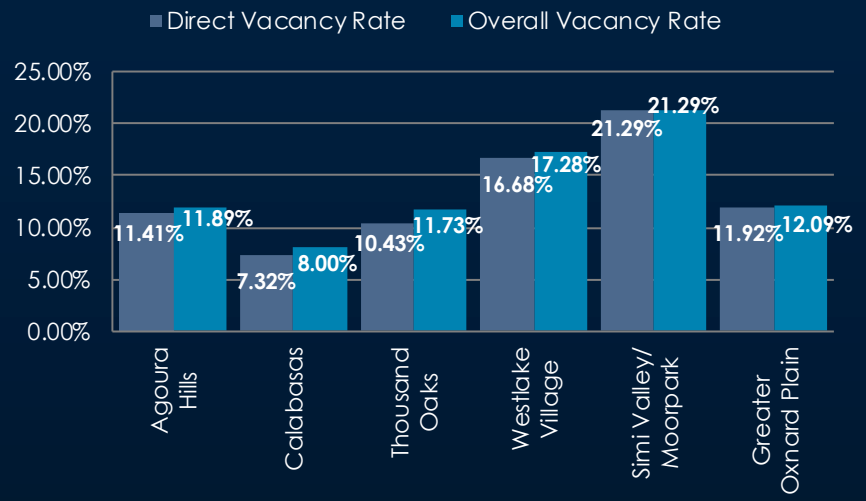

AVERAGE RENT PSF



VOLUME BREAKDOWN

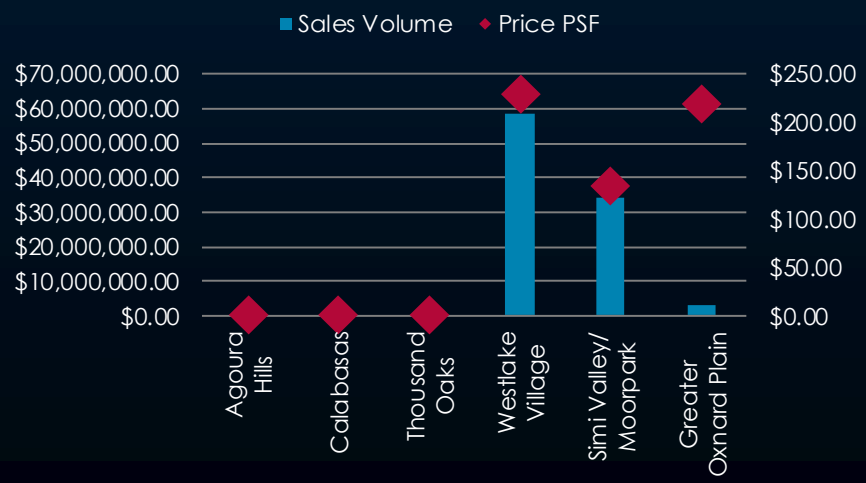

Ventura County | Office //// Q3 2020

DAUM
COMMERCIAL REAL ESTATE SERVICES

Although all information is furnished regarding for sale, rental or financing is from sources deemed reliable, such information has not been verified and no express representation is made nor is any to be implied as to the accuracy thereof, and it is submitted subject to errors, omissions, changes of price, rental or other conditions, prior sale, lease or financing, or withdrawal without notice.

Q3 //////// Market Report

METHODOLOGY & TERMINOLOGY

Methodology
Non-Owner occupied, multi-tenant office buildings that are 30,000 square feet & greater.

Direct Vacant SF
Space that is vacant and ready for occupancy by a user. The space is being offered for lease or sale directly from the landlord.

Total Vacant W/ Sublet SF
Space that is vacant and ready for occupancy by a user. The space is being offered for lease or sale by the landlord or for sublease by the current tenant.

Direct Vacancy Rate
Total vacant direct space (vacant space for lease or sale from the landlord or owner) divided by the total rentable square footage for existing buildings only.

Vacancy W/ Sublet Rate
Total vacant direct space and sublease space divided by the total rentable square footage for existing buildings only.

Gross Absorption
The total change in occupied space over a given period of time, counting space that is occupied but not space that is vacated by tenants. Gross absorption differs from leasing activity, which is the sum of all space leased over a certain period of time.

Net Absorption
The net change in occupied space over a given period of time, calculated by summing all the positive changes in occupancy (move ins) and subtracting all the negative changes in occupancy (move outs).

Under Construction
Planned buildings for which construction has started but have not yet been granted a Certificate of Occupancy. Planned buildings are not included.

Completed in 2020
New buildings with original construction completed in the year 2020 and granted a Certificate of Occupancy. Renovated buildings are not included

DAUM OFFICES

LOS ANGELES, CALIFORNIA
801 S. Figueroa Street, Suite 600
Los Angeles, CA 90017 213-626-9101

LOS ANGELES NORTH, CALIFORNIA
21820 Burbank Boulevard, Suite 201
Woodland Hills, CA 91367
818-887-3600

SANTA CLARITA VALLEY, CALIFORNIA
28494 Westinghouse Place, Suite 312
Valencia, CA 91355
661-705-2299

SAN GABRIEL VALLEY, CALIFORNIA
13181 Crossroads Pkwy. N, Suite 100
City of Industry, CA 91746 562-695-7244

SOUTH BAY, CALIFORNIA
1025 W. 190th Street, Suite 420
Gardena, CA 90248
310-538-6700

MID-COUNTIES, CALIFORNIA
13810 Cerritos Corporate Drive, Suite C
Cerritos, CA 90703
562-207-3300

ORANGE COUNTY, CALIFORNIA
4400 MacArthur
Boulevard, Suite 950 Newport Beach, CA 92660
949-724-1900

VENTURA & SANTA BARBARA, CALIFORNIA
751 Daily Drive, Suite 105 Camarillo, CA 93010
805-987-8866

INLAND EMPIRE, CALIFORNIA
3595 E. Inland Empire Boulevard, Bldg. 5
Ontario, CA 91764
909-980-1234

PHOENIX ARIZONA
1702 E. Highland Avenue, Suite 120
Phoenix, AZ 85016
602-957-7300

Ventura County | Office //// Q3 2020

DAUM
COMMERCIAL REAL ESTATE SERVICES

Although all information is furnished regarding for sale, rental or financing is from sources deemed reliable, such information has not been verified and no express representation is made nor is any to be implied as to the accuracy thereof, and it is submitted subject to errors, omissions, changes of price, rental or other conditions, prior sale, lease or financing, or withdrawal without notice.

Los Angeles

Orange County

Ventura

Inland Empire

Phoenix

DAUM
COMMERCIAL REAL ESTATE SERVICES

Economic Overview

Q3 2020

Although all information is furnished regarding for sale, rental or financing is from sources deemed reliable, such information has not been verified and no express representation is made nor is any to be implied as to the accuracy thereof, and it is submitted subject to errors, omissions, changes of price, rental or other conditions, prior sale, lease or financing, or withdrawal without notice.

Q3 //////// Market Report

GDP IN Q2 FINISHED AT -34.4%. Q3 EST. TO GROW AT 24.3%

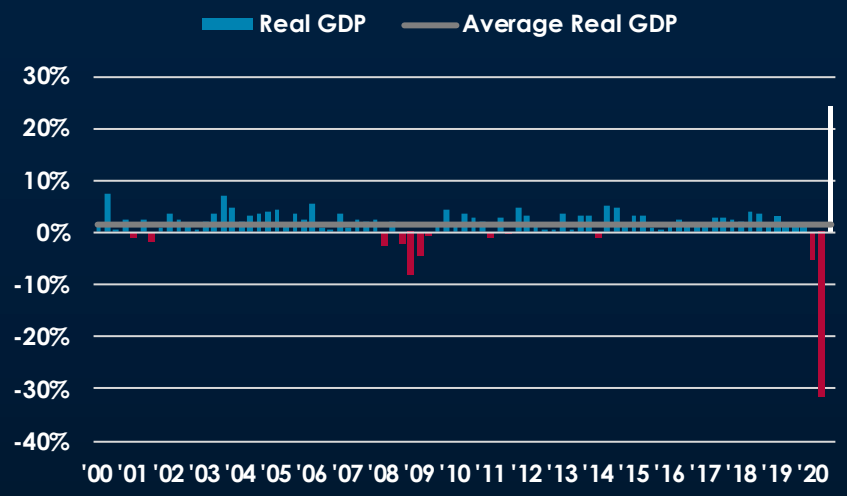

*24.3% for 3Q20 based on CNBC/Moody's Analytics Rapid Update Survey

PORT ACTIVITY INCREASED 6.6% IN Q2 FROM Q1

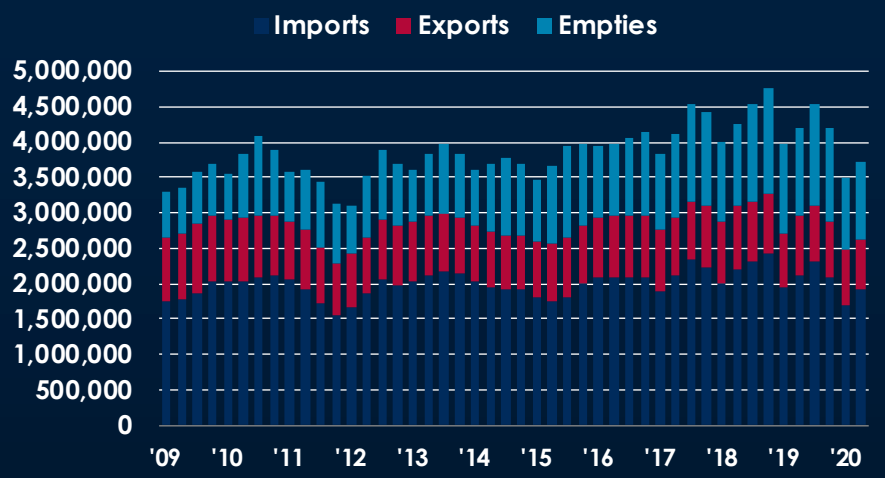

THE IMPACT FROM COVID-19 SHOWING SLOW SIGNS OF JOB RECOVERY

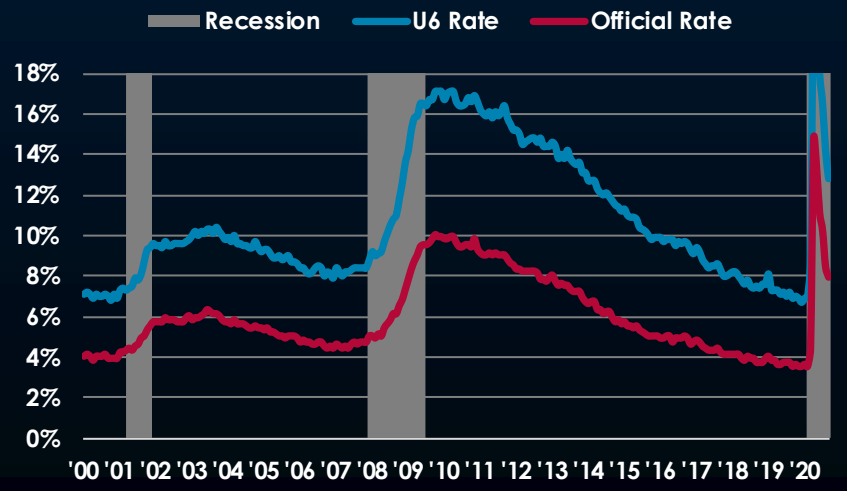

LEISURE & HOSPITALITY SHOWS GROWTH AS RESTRICTIONS BEGIN TO EASE

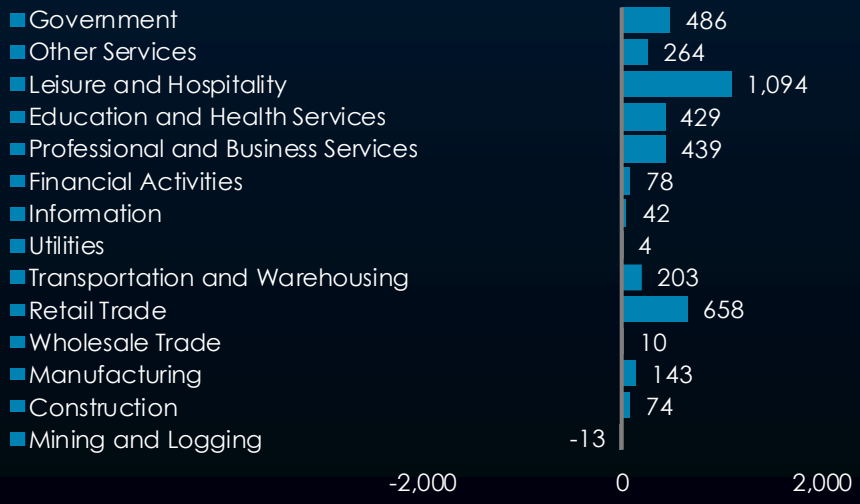

National Economic Overview //// Q3 2020

DAUM
COMMERCIAL REAL ESTATE SERVICES

Although all information is furnished regarding for sale, rental or financing is from sources deemed reliable, such information has not been verified and no express representation is made nor is any to be implied as to the accuracy thereof, and it is submitted subject to errors, omissions, changes of price, rental or other conditions, prior sale, lease or financing, or withdrawal without notice.

Q3 //////// Market Report

CPI REMAINS BELOW TARGET BUT PICKING UP

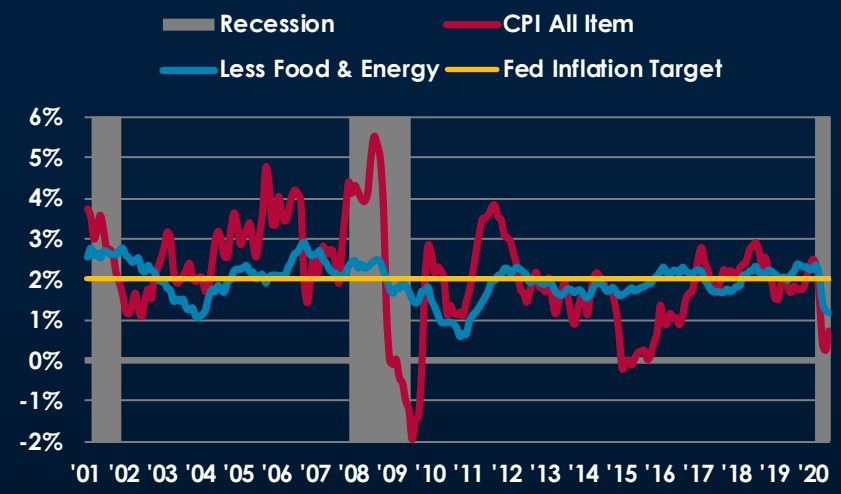

THE FEDERAL RESERVE CUT THE FED FUNDS RATE TO 0.0-0.25%

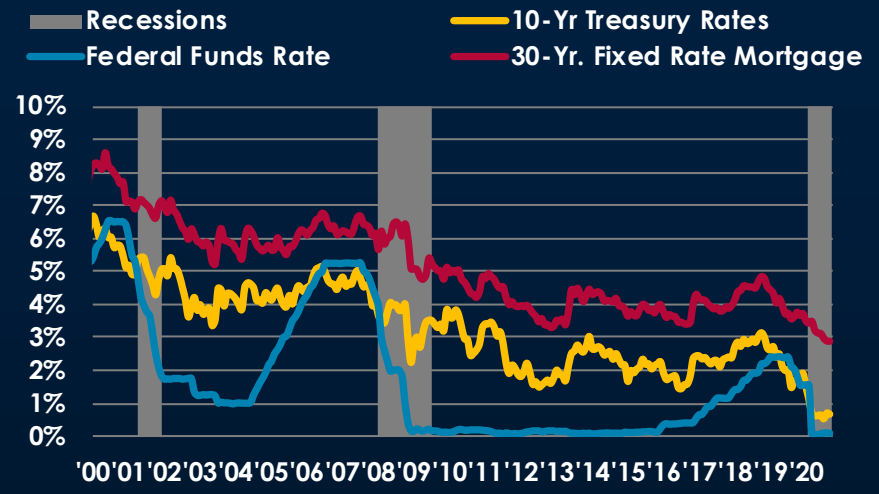

THE STOCK MARKET CONTINUES TO RISE

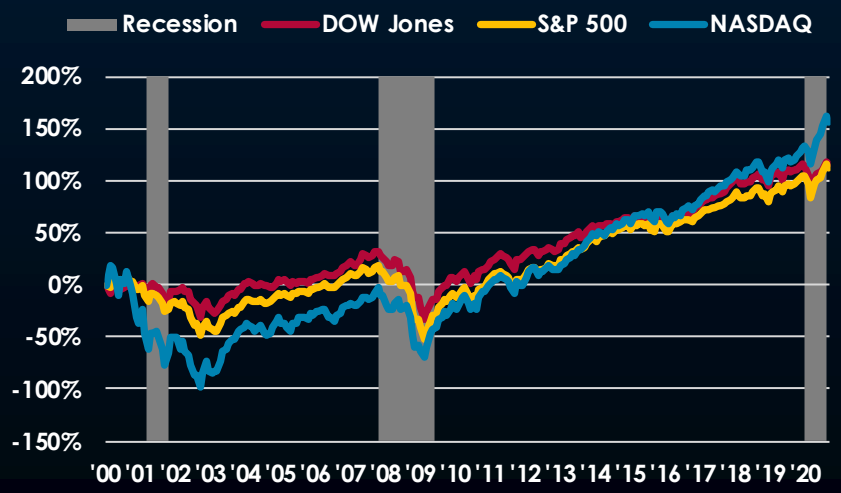

10-2 YEAR BOND SPREAD INCREASED AGAIN IN Q3

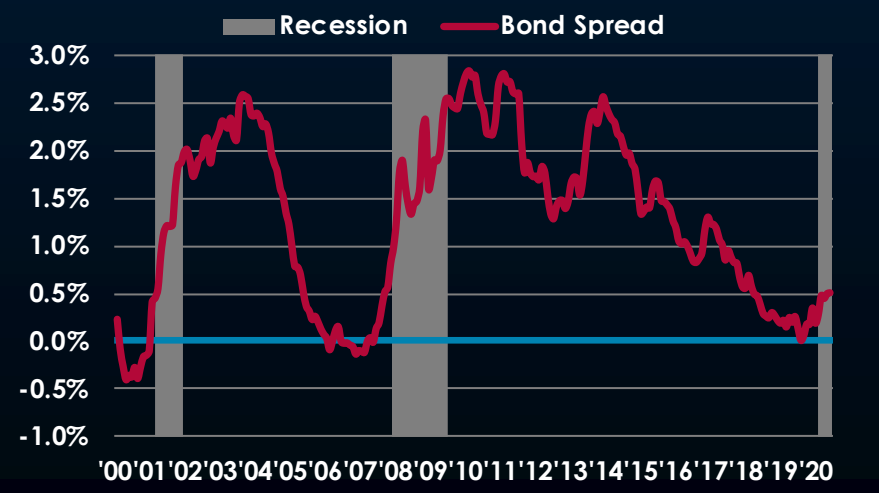

National Economic Overview //// Q3 2020

DAUM
COMMERCIAL REAL ESTATE SERVICES

Although all information is furnished regarding for sale, rental or financing is from sources deemed reliable, such information has not been verified and no express representation is made nor is any to be implied as to the accuracy thereof, and it is submitted subject to errors, omissions, changes of price, rental or other conditions, prior sale, lease or financing, or withdrawal without notice.