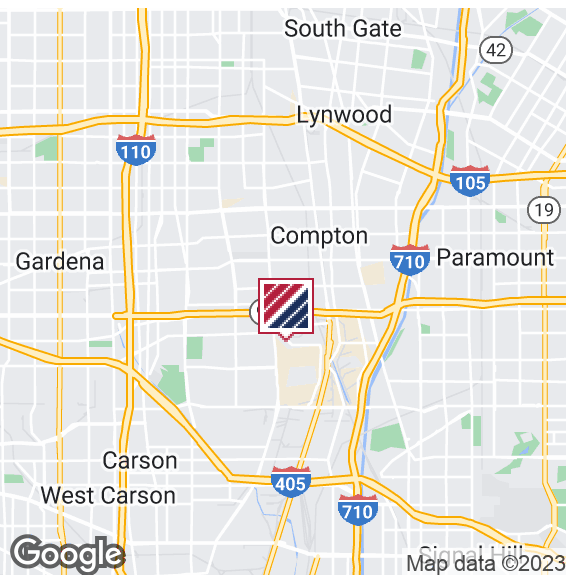




360

W VICTORIA STREET
COMPTON | CA



FOR SUBLEASE

INDUSTRIAL PROPERTY



58,000 SF
AVAILABLE



2,912 SF
OFFICE



22 FT
CLEAR HEIGHT



8
DOCK HIGH DOORS

PROPERTY HIGHLIGHTS

- Free Standing Building
- Access to Various Major Freeways
- ±2,912 SF of Office Space
- Outstanding Dominguez Hills Location
- 22' Clear Height
- 2 Grade Level Doors
- 8 Dock High Doors
- Sublease Through 4/30/2028

FOR MORE INFORMATION PLEASE CONTACT:

JEFF JORGE
VICE PRESIDENT

P: 310.538.6703 | M: 401.742.9122
jeff.jorge@daumcommercial.com
CADRE #01947947

BRIAN JORGE
VICE PRESIDENT

P: 310.538.6702 | M: 401.741.0959
brian.jorge@daumcommercial.com
CADRE #01947601

LINDSAY PARK
ASSOCIATE

P: 213.270.2223 | M: 213.222.5499
lpark@daumcommercial.com
CADRE #02178941

RYAN JUDD
ASSOCIATE

P: 213.270.2220 | M: 214.929.6643
rjudd@daumcommercial.com
CADRE #01992275

Although all information is furnished regarding for sale, rental or financing is from sources deemed reliable, such information has not been verified and no express representation is made nor is any to be implied as to the accuracy thereof, and it is submitted subject to errors, omissions, changes of price, rental or other conditions, prior sale, lease or financing, or withdrawal without notice.

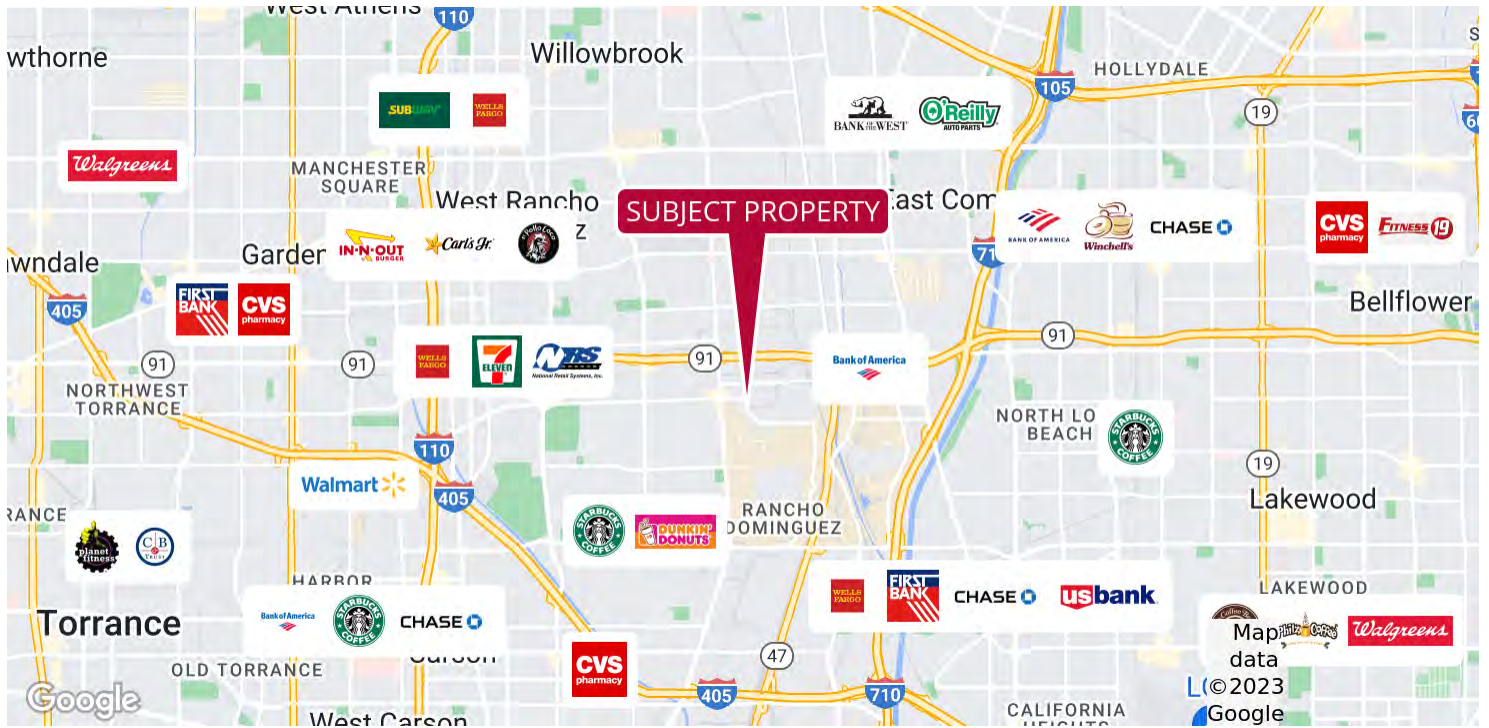
DAUM
COMMERCIAL REAL ESTATE SERVICES

360

W VICTORIA STREET
COMPTON | CA

FOR SUBLEASE

INDUSTRIAL PROPERTY



Although all information is furnished regarding for sale, rental or financing is from sources deemed reliable, such information has not been verified and no express representation is made nor is any to be implied as to the accuracy thereof, and it is submitted subject to errors, omissions, changes of price, rental or other conditions, prior sale, lease or financing, or withdrawal without notice.

360

W VICTORIA STREET
COMPTON | CA

FOR SUBLEASE

INDUSTRIAL PROPERTY



Although all information is furnished regarding for sale, rental or financing is from sources deemed reliable, such information has not been verified and no express representation is made nor is any to be implied as to the accuracy thereof, and it is submitted subject to errors, omissions, changes of price, rental or other conditions, prior sale, lease or financing, or withdrawal without notice.


 **DAUM**
COMMERCIAL REAL ESTATE SERVICES

360

WEST VICTORIA STREET
COMPTON | CA

FOR SUBLEASE

INDUSTRIAL PROPERTY



Although all information is furnished regarding for sale, rental or financing is from sources deemed reliable, such information has not been verified and no express representation is made nor is any to be implied as to the accuracy thereof, and it is submitted subject to errors, omissions, changes of price, rental or other conditions, prior sale, lease or financing, or withdrawal without notice.

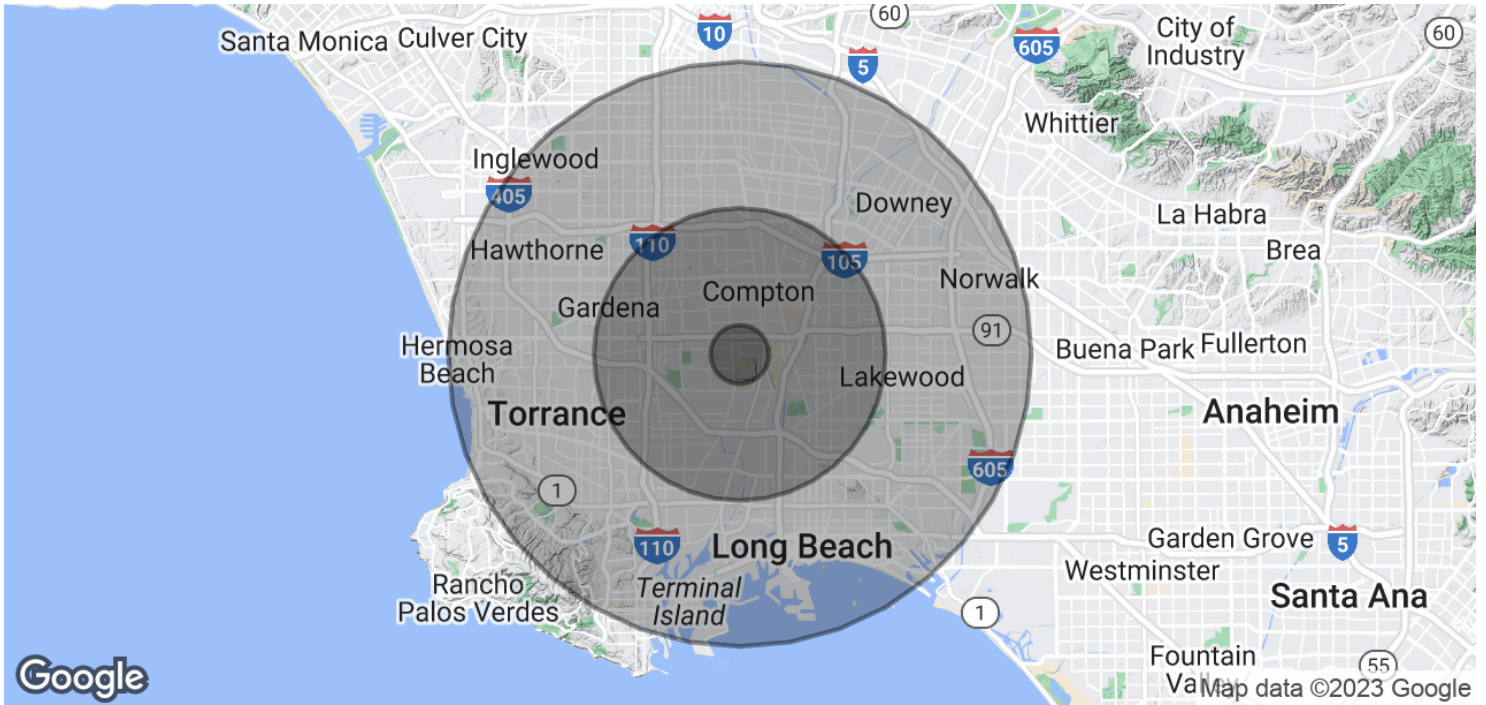
 **DAUM**
COMMERCIAL REAL ESTATE SERVICES

360

W VICTORIA STREET
COMPTON | CA

FOR SUBLEASE

INDUSTRIAL PROPERTY



DEMOGRAPHICS

POPULATION	1 MILE	5 MILES	10 MILES
Total population	5,081	654,236	2,866,547
Median age	45.4	35.0	35.4
Median age (Male)	48.5	33.6	34.4
Median age (Female)	42.2	36.5	36.5

* Demographic data derived from 2020 ACS - US Census

TRAFFIC COUNT

COLLECTION STREET	CROSS STREET	TRAFFIC VOLUME	COUNT YEAR	DISTANCE FROM PROPERTY
W Victoria St	S Dominguez Hills Dr SE	8,105	2022	0.05 mi
W Victoria St	S Wilmington Ave W	9,826	2022	0.24 mi
W Apra St	W Victoria St W	4,158	2022	0.25 mi
S Wilmington Ave	W Victoria St N	24,314	2022	0.29 mi

* Traffic Count data derived from CoStar

Although all information is furnished regarding for sale, rental or financing is from sources deemed reliable, such information has not been verified and no express representation is made nor is any to be implied as to the accuracy thereof, and it is submitted subject to errors, omissions, changes of price, rental or other conditions, prior sale, lease or financing, or withdrawal without notice.

