

FOR LEASE | 49,000 SF

23801 ALESSANDRO BLVD. BLDG. 2 | MORENO VALLEY, CA



FOR MORE INFORMATION, CONTACT:

CODY WOLF
EXECUTIVE VICE PRESIDENT
P: 909.912.0018 | M: 909.996.5760
E: cody.wolf@daumcommercial.com
CA DRE #01997598

MARK SCHAFFER
EXECUTIVE VICE PRESIDENT
P: 909.652.9052 | M: 949.923.9890
E: mark.schafer@daumcommercial.com
CA DRE # 01902664

VIEW VIDEO

DAUM
COMMERCIAL REAL ESTATE SERVICES

Although all information is furnished regarding for sale, rental or financing from sources deemed reliable, such information has not been verified and no express representation is made nor is any to be implied as to the accuracy thereof, and it is submitted subject to errors, omissions, changes of price, rental or other conditions, prior sale, lease or financing, or withdrawal without notice. All Maps provided courtesy of Google Maps, Bing Maps, and Google Earth. D/AQ Corp. # 01129558

PROPERTY HIGHLIGHTS



49,000 SF
Industrial Building



±2,000 SF
Two Story Office Space



30'
Clear Height



800 Amps
Power



ESFR
Sprinkler System



Six (6) Dock High Doors
Two (2) Ground Level Doors



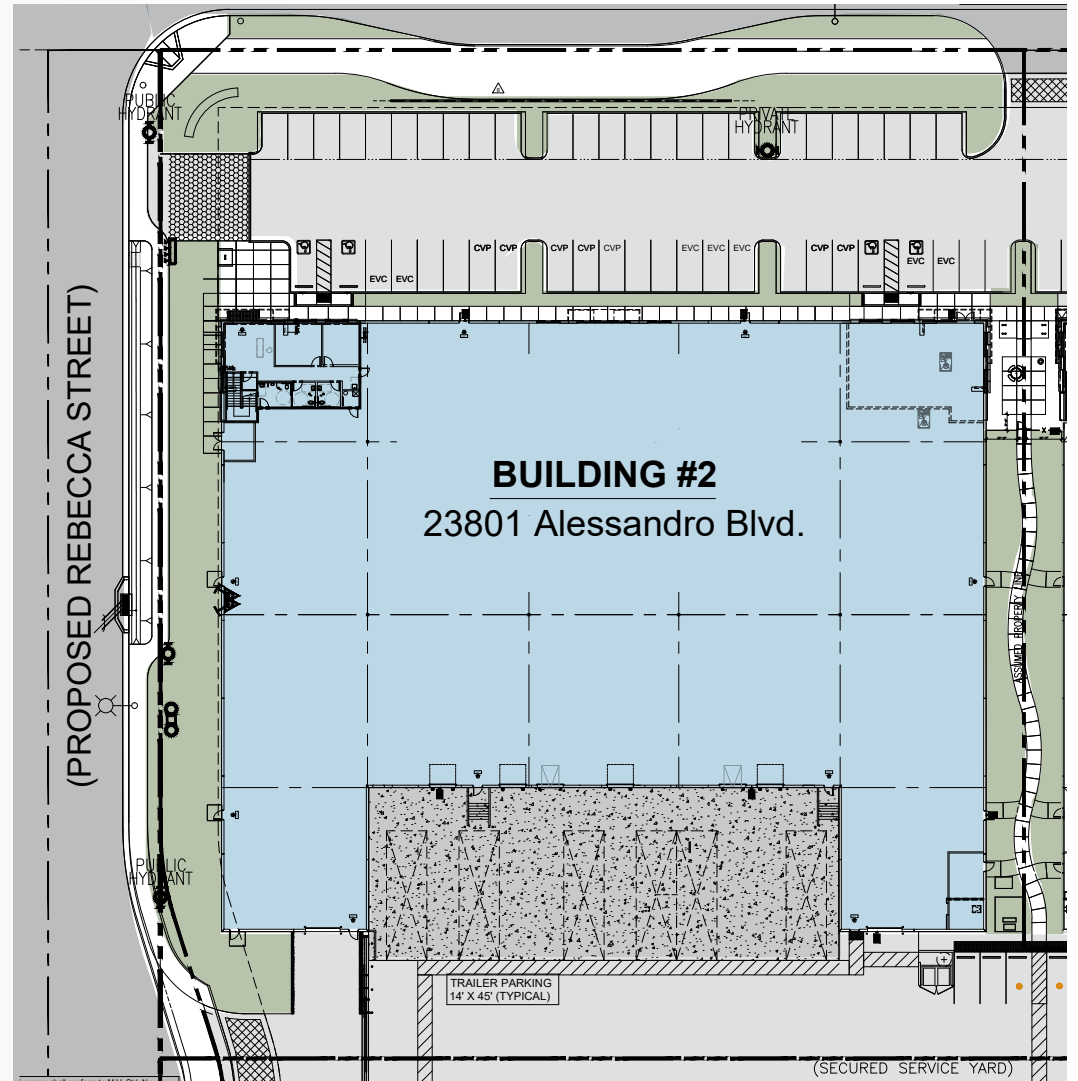
Secured
Shared Yard



6 Trailer
Parking Stalls



51
Parking Stalls



MASTER SITE PLAN

23801 ALESSANDRO BLVD

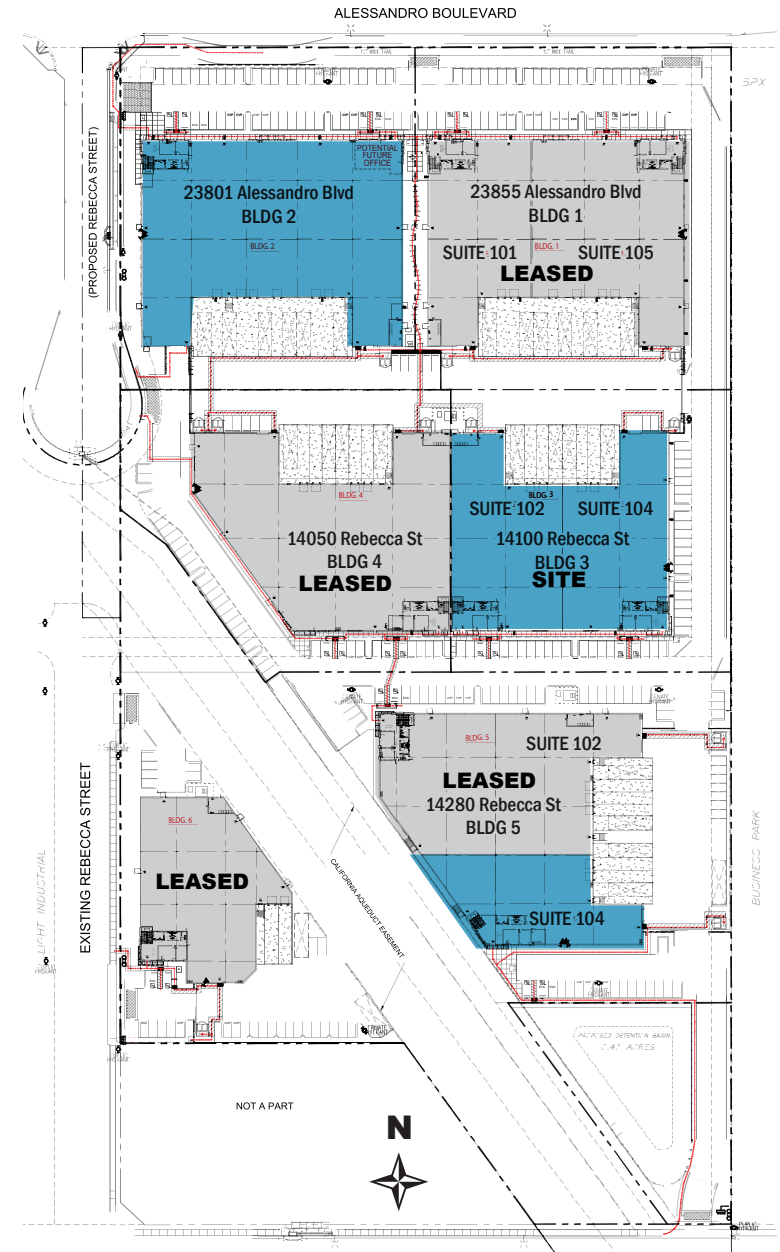
BLDG 2	
Total SF	49,000
Office (SF)	2,000
DH Doors	6
GL Doors	2
Power/Amps	800

14100 REBECCA ST



BLDG 3	SUITE 102	SUITE 104
Total SF	21,000	20,000
Office (SF)	2,000	2,000
DH Doors	2	2
GL Doors	1	1
Power/Amps	800	800

14280 REBECCA ST

BLDG 5	SUITE 104
Total SF	16,300
Office (SF)	2,000
DH Doors	2
GL Doors	1
Power/Amps	400

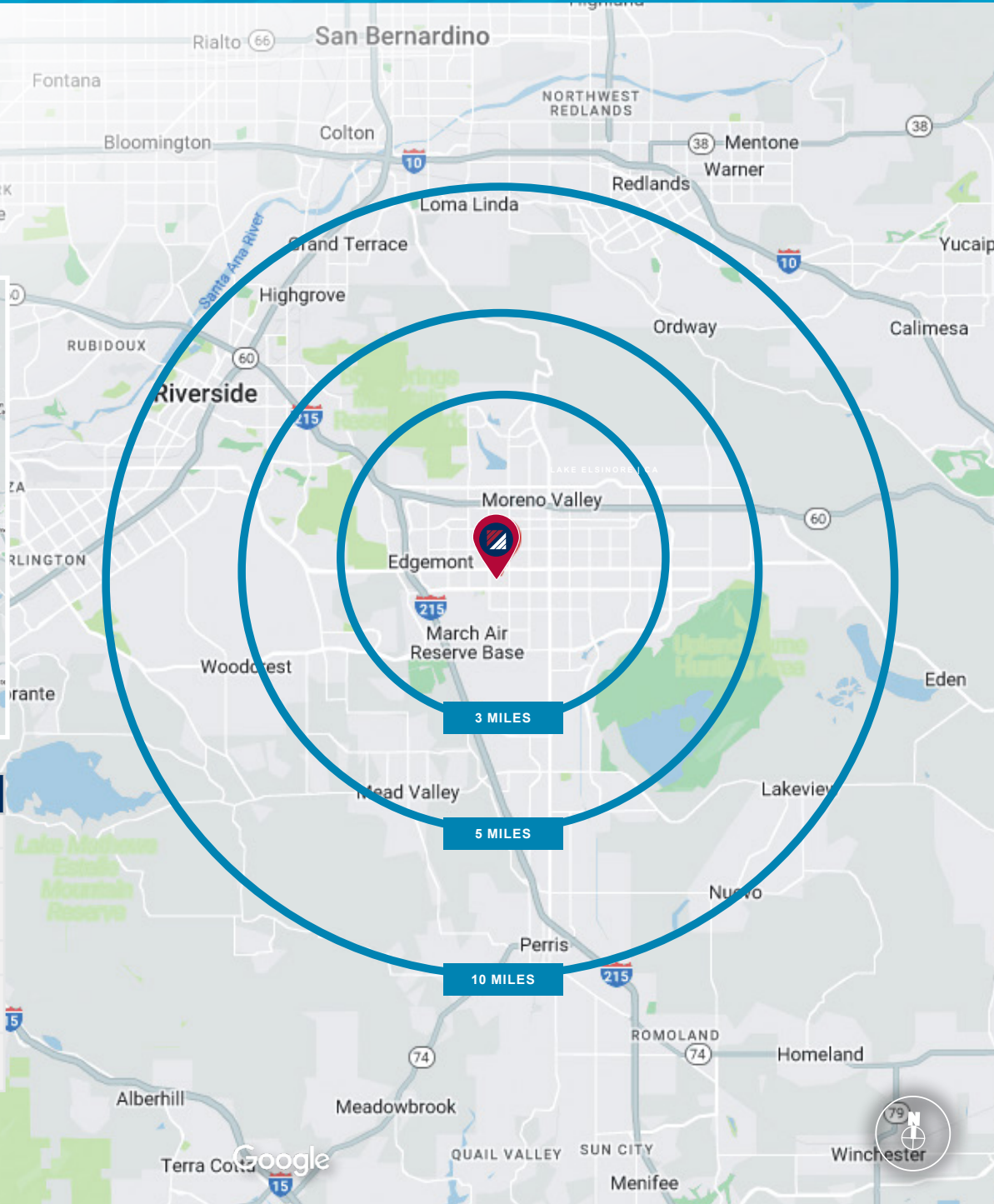








LOCATION



DEMOGRAPHICS	3 MI.	5 MI.	10 MI.
2010 Population	134,521	229,241	546,077
2022 Population	151,445	254,587	609,183
2027 Population Projection	161,338	270,694	646,505
Avg Household Income	\$75,758	\$91,883	\$93,070
Median Household Income	\$63,046	\$76,079	\$73,835
Total Specified Consumer Spending (\$)	\$1.4B	\$2.6B	\$6.5B

AMENITIES MAP

